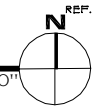


SECOND FLOOR PLAN

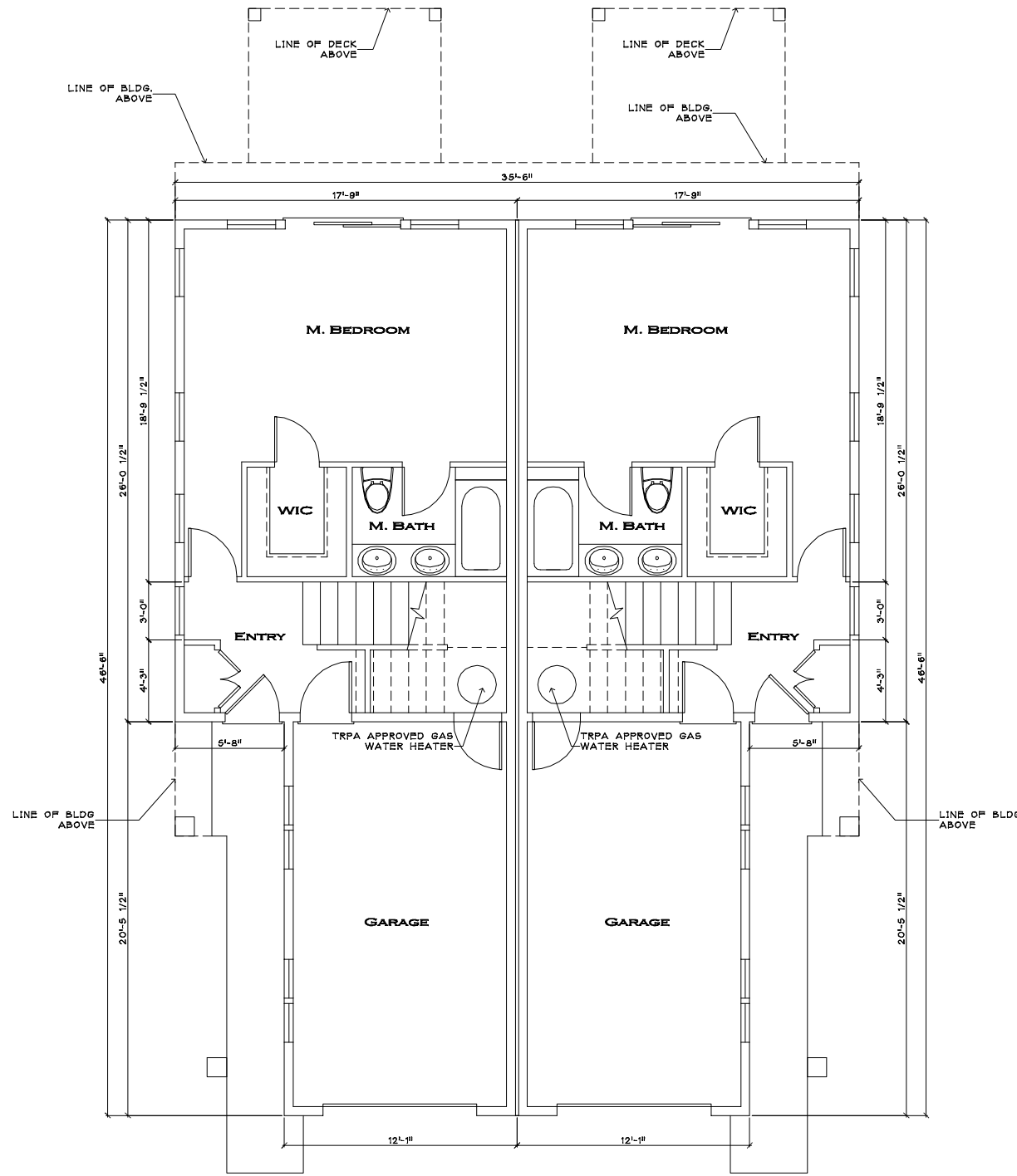
SCALE: 1/4" = 1'-0"



Unit Area:

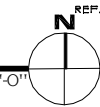
First Floor:	462 sf
Second Floor:	671 sf
Living Total:	1,133 sf
Garage:	247 sf
Unit Total:	1,380 sf
Bldg. Total:	2,760 sf

BUILDING #'S:
5,6,7,21,28



FIRST FLOOR PLAN

SCALE: 1/4" = 1'-0"



The plans, ideas, arrangements, and designs indicated or represented by this drawing are owned by and are the property of BRIAN SHINAULT AIA, ARCHITECT, and in connection with this specific project, and shall not be used, in whole or in part, for any purpose for which they were not originally intended without written permission from BRIAN SHINAULT AIA ARCHITECT. © 2011

BRIAN SHINAULT AIA ARCHITECT

ARIZONA 38032
CALIFORNIA C-13916
HAWAII AS-10055
NEVADA 3018
VIRGINIA 012702

976 EDGEWOOD CI
SOUTH LAKE TAHOE,
CALIFORNIA 96150
530 541-5116
530 544-1233 FAX
WWW.BSATAHOE.COM

REVISION:

NEW MULTIHOME DEVELOPMENT FOR:
SIERRA COLINA VILLAGE
LAKE VILLAGE DRIVE
STATELINE, NV
DOUGLAS COUNTY
APN #: 1318-23-301-001

BUILDING #'S:
5, 6, 7, 21, 28

JOB No: 132
DRAWN BY: BC
CHECKED BY: BE
DATE PREPARED: DA1
SCALE: AS NOTE
FILE:

DRAWING No:

2 BEDROOM
STANDARD (2S)
5 BUILDINGS
10 HOMES

2S-1

(REVISED) TRPA SUBMITTAL - 9/5/06
MULTI-FAMILY DWELLING FILE NO. 2006-0599
LINEAR PUBLIC FACILITY FILE NO. 2006-0598
SUBDIVISION FILE NO. 2006-0291